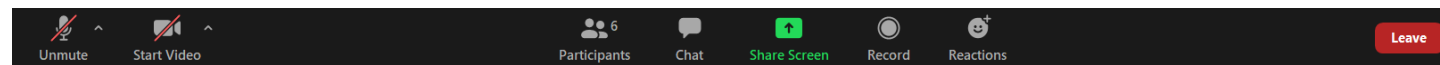
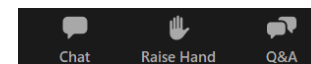
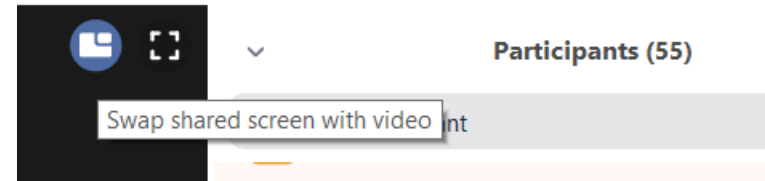
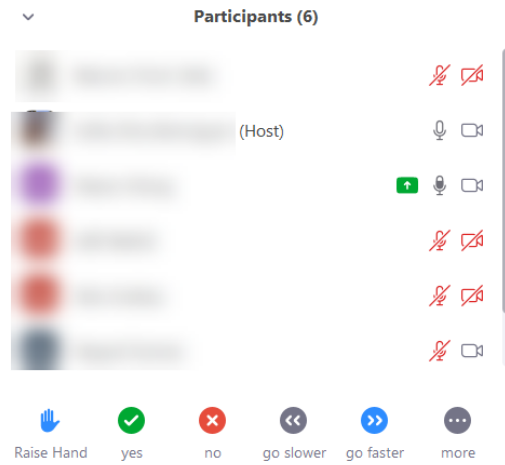
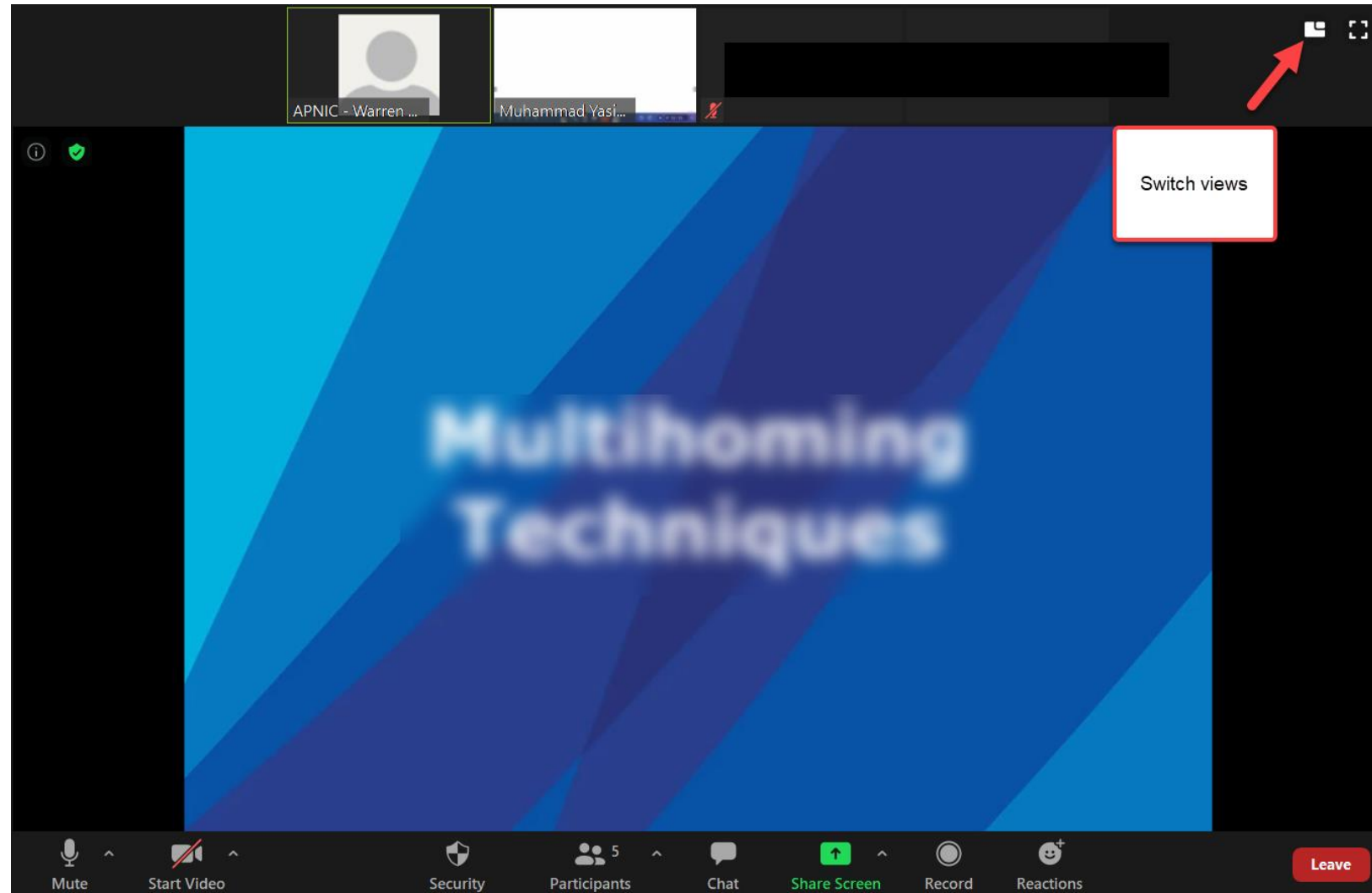


**APNIC**

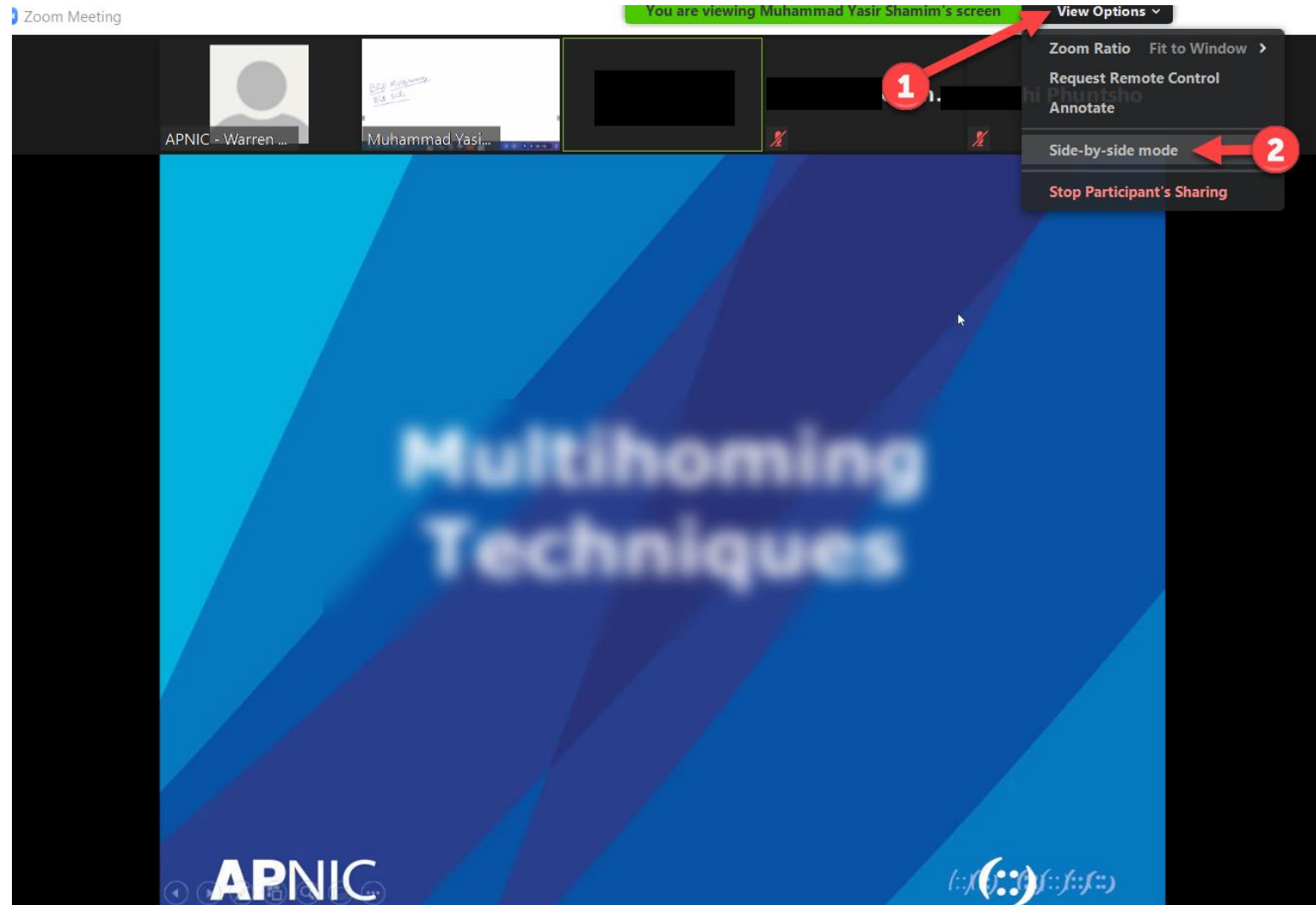
# Using Zoom



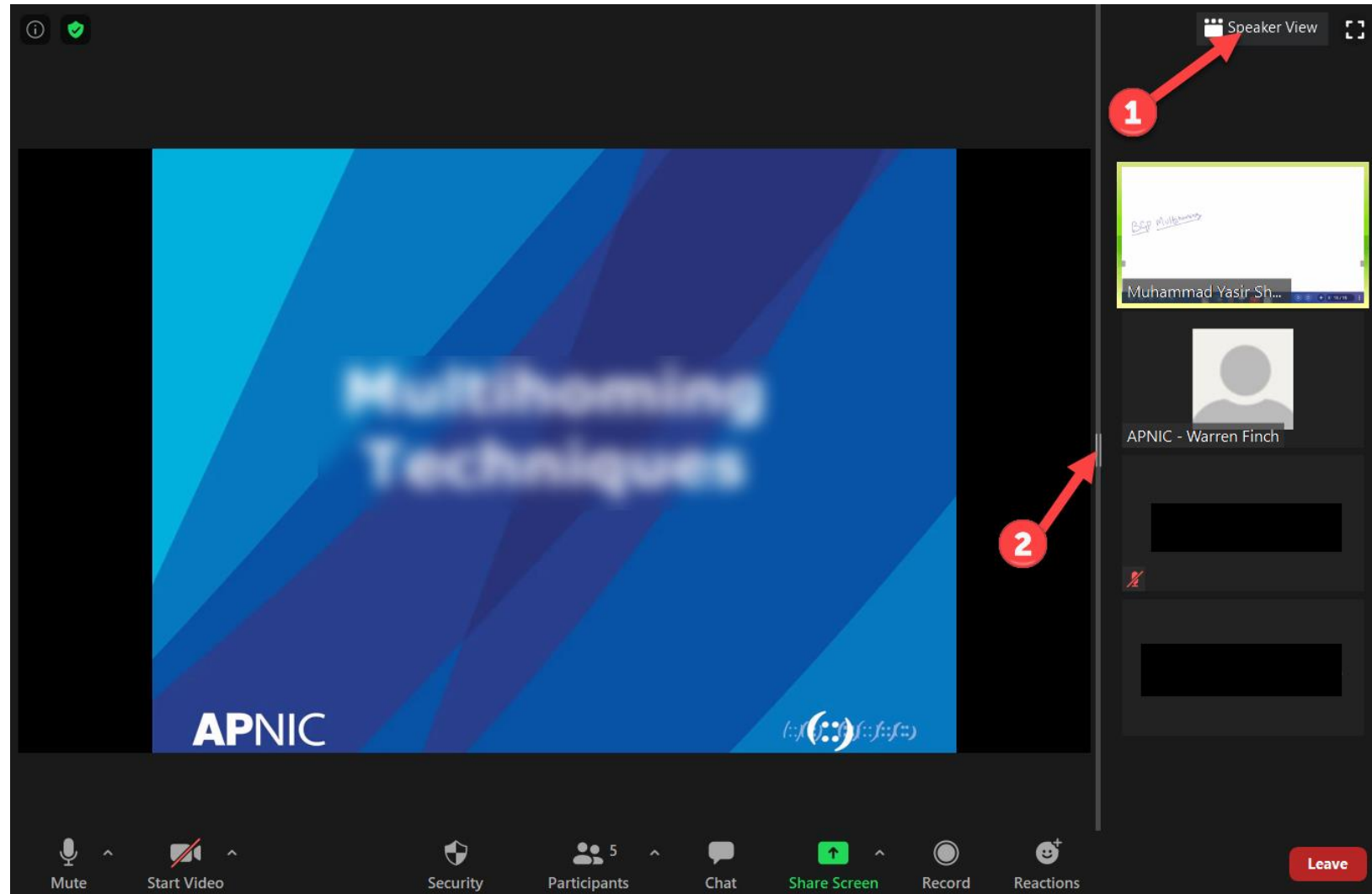
# Using Zoom



# Using Zoom



# Using Zoom



# Housekeeping information

- Please note that this session may be recorded for internal training purposes, it will not be shared externally from APNIC;
- Please mute your microphone when the Instructor is presenting to avoid disruptions to the class;
- For Q&As please use the google document;
- After every 30 minutes we will discuss the Q&A;
- The chat section will be used to share information, URLs, etc;
- If you raise your hand be sure to lower it again;
- If something goes wrong, re-join the meeting;
- If you have any trouble please email [training@apnic.net](mailto:training@apnic.net)

# Sessions

- Session 1: 13:00 – 14:30
- Session 2: 14:45 – 15:45
- Session 3: 16:00 – 17:00
- Session 4: 18:00 – 19:30

\* The above schedule is in Australian Eastern Standard Time (GMT +10:00) \*

# Ask Questions

- Word Doc

- <https://apnic.sharepoint.com/:w:/s/TrainingWorkshops/EcZCfM0HW75IkEnGExcT1oIBxL2JvwBgGPOALBiCiCSQEw?e=YKMT5S>

- Email the mailing list

- [CommunityTrainers@apnic.net](mailto:CommunityTrainers@apnic.net)



# APNIC Academy – Free to the Public



<https://academy.apnic.net>

## ONLINE COURSES



## LIVE WEBINARS



### DNS Ecosystem Security

Speaker: [Champika Wijayatunga](#)

This webinar will provide an overview of the DNS Ecosystem, various threats and abuses in the DNS and important practices in protecting the DNS.

[View details](#)



### Reverse DNS for IPv4 and IPv6

Speaker: [Sheryl \(Shane\) Hermoso](#)

This webinar will focus on the concepts of Reverse DNS such as principles of DNS tree, APNIC & ISPs responsibilities, as well as the procedures for managing these reverse delegations.

[View details](#)

## VIRTUAL LABS



### Cisco SLAAC/DHCPv6 Router Lab

2h 00m

Learn step-by-step how to configure a Cisco router and Linux hosts for SLAAC and DHCPv6 using our interactive Lab instructions and virtual devices.



### MikroTik Full Mesh Router (Sandbox) Lab

2h 00m

This full mesh virtual lab topology has been set up with 6 x MikroTik routers, 4 x Linux test machines and 1 x Windows 10 configuration host (running WinBox). You can play with BGP, OSPF, MPLS DHCPv6, QoS, OpenFlow, and much more!



### Juniper Full Mesh Router (Sandbox) Lab

2h 00m

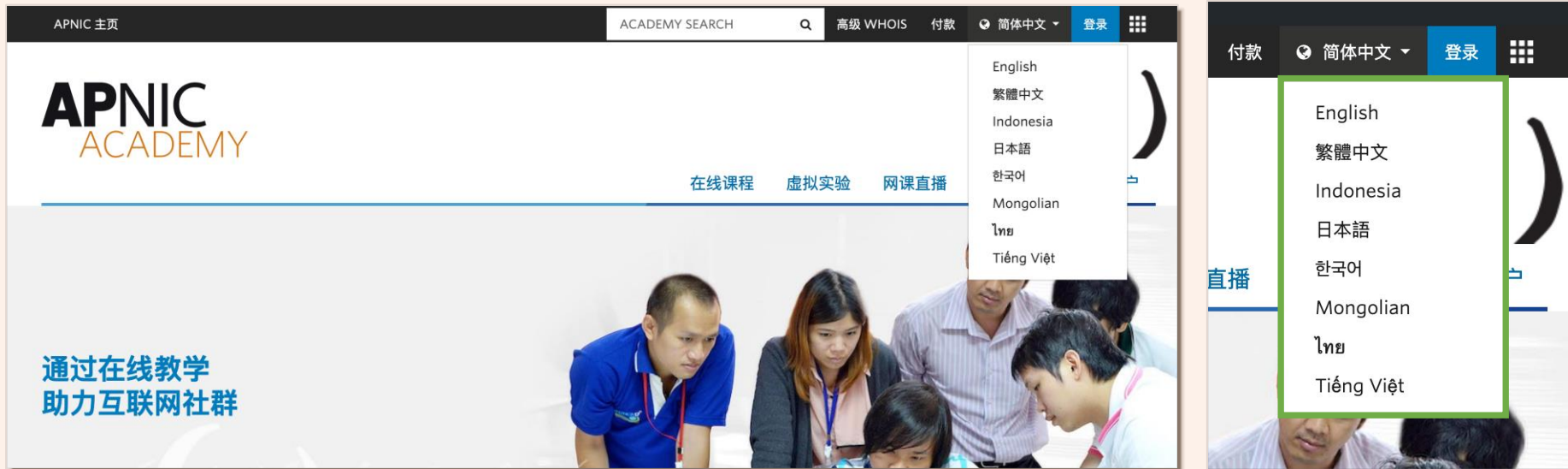
This full mesh virtual lab topology has been set up with 6 x Juniper vSRX, 4 x Linux test machines and 1 x Linux configuration host. You can play with BGP, OSPF, IS-IS, DHCP, Flexible NetFlow, SNMP, NETCONF, and much more!

Sign up for training updates at:

<https://info.apnic.net/l/229772/2017-11-01/shgx>

# APNIC Academy – Free to the Public

MULTILINGUAL SUPPORT x 8 LANGUAGES



## Online Courses

### Self-paced online learning courses

Complete any online courses to gain a certificate of achievement.

# APNIC Policy Development Process

Participate in **APNIC Policy**




[www.apnic.net/community/policy/participate](http://www.apnic.net/community/policy/participate)

Save the date for APRICOT 2022



<https://2022.apricot.net>

# Stay in Touch!



[blog.apnic.net](http://blog.apnic.net)  
[apnic.net/social](http://apnic.net/social)

